

## APPLICATION FOR EXEMPTION FROM AUDIT

### LONG FORM

NAME OF GOVERNMENT  
ADDRESS

Bennett Bear Creek Farms Water and Sanitation District  
P.O. Box 2736  
Parker, CO 80134

For the Year Ended  
12/31/20  
or fiscal year ended:

CONTACT PERSON  
PHONE  
EMAIL  
FAX

Darcy Beard  
303-841-3474  
darcybeardcpa@comcast.net

### CERTIFICATION OF PREPARER

I certify that I am an independent accountant with knowledge of governmental accounting and that the information in the Application is complete and accurate to the best of my knowledge. I am aware that the Audit Law requires that a person independent of the entity complete the application if revenues or expenditure are at least \$100,000 but not more than \$750,000, and that independent means someone who is separate from the entity.

NAME:  
TITLE  
FIRM NAME (if applicable)  
ADDRESS  
PHONE  
DATE PREPARED  
RELATIONSHIP TO ENTITY

Kyle Beard  
CPA  
  
9330 Longstone Dr. Parker, CO 80134  
303-877-2063  
03/11/21  
Independent Contractor

### PREPARER (SIGNATURE REQUIRED)

Kyle Beard  
By: Kyle Beard / April 14, 2022, 15:55:10Z

Has the entity filed for, or has the district filed, a Title 32, Article 1 Special District Notice of Inactive Status during the year? [Applicable to Title 32 special districts only, pursuant to Sections 32-1-103 (9.3) and 32-1-104 (3), C.R.S.]

|                          |                                     |                     |
|--------------------------|-------------------------------------|---------------------|
| YES                      | NO                                  | If Yes, date filed: |
| <input type="checkbox"/> | <input checked="" type="checkbox"/> |                     |

**PART 1 - FINANCIAL STATEMENTS - BALANCE SHEET**

\* Indicate Name of Fund

NOTE: Attach additional sheets as necessary.

| Line #              | Description   | Governmental Funds |       | Description   | Proprietary/Fiduciary Funds |       |
|---------------------|---|--------------------|-------|---|-----------------------------|-------|
|                     |   | Fund*              | Fund* |   | Enterprise                  | Fund* |
| <b>Assets</b>       |   |                    |       | <b>Assets</b>   |                             |       |
| 1-1                 | Cash & Cash Equivalents   | \$ -               | \$ -  | Cash & Cash Equivalents   | \$ 189,816                  | \$ -  |
| 1-2                 | Investments   | \$ -               | \$ -  | Investments   | \$ 1,877,238                | \$ -  |
| 1-3                 | Receivables   | \$ -               | \$ -  | Receivables   | \$ 9,268                    | \$ -  |
| 1-4                 | Due from Other Entities or Funds  | \$ -               | \$ -  | Due from Other Entities or Funds  | \$ -                        | \$ -  |
|                     | All Other Assets [specify...]   | \$ -               | \$ -  | Other Current Assets  | \$ -                        | \$ -  |
| 1-5                 |   | \$ -               | \$ -  | <b>Total Current Assets</b>   | \$ 2,076,323                | \$ -  |
| 1-6                 |   | \$ -               | \$ -  | Capital Assets, net (from Part 6-4)   | \$ 429,687                  | \$ -  |
| 1-7                 |   | \$ -               | \$ -  | Other Long Term Assets [specify...]   | \$ -                        | \$ -  |
| 1-8                 |   | \$ -               | \$ -  |   | \$ -                        | \$ -  |
| 1-9                 |   | \$ -               | \$ -  |   | \$ -                        | \$ -  |
| 1-10                |   | \$ -               | \$ -  |   | \$ -                        | \$ -  |
| 1-11                | (add lines 1-1 through 1-10) <b>TOTAL ASSETS</b>  | \$ -               | \$ -  | (add lines 1-1 through 1-10) <b>TOTAL ASSETS</b>  | \$ 2,506,010                | \$ -  |
| 1-12                | <b>TOTAL DEFERRED OUTFLOWS OF RESOURCES</b>   | \$ -               | \$ -  | <b>TOTAL DEFERRED OUTFLOWS OF RESOURCES</b>   | \$ 52,915                   | \$ -  |
| 1-13                | <b>TOTAL ASSETS AND DEFERRED OUTFLOWS</b>   | \$ -               | \$ -  | <b>TOTAL ASSETS AND DEFERRED OUTFLOWS</b>   | \$ 2,558,925                | \$ -  |
| <b>Liabilities</b>  |   |                    |       | <b>Liabilities</b>  |                             |       |
| 1-14                | Accounts Payable  | \$ -               | \$ -  | Accounts Payable  | \$ 11,970                   | \$ -  |
| 1-15                | Accrued Payroll and Related Liabilities   | \$ -               | \$ -  | Accrued Payroll and Related Liabilities   | \$ 515                      | \$ -  |
| 1-16                | Accrued Interest Payable  | \$ -               | \$ -  | Accrued Interest Payable  | \$ -                        | \$ -  |
| 1-17                | Due to Other Entities or Funds  | \$ -               | \$ -  | Due to Other Entities or Funds  | \$ -                        | \$ -  |
| 1-18                | All Other Current Liabilities   | \$ -               | \$ -  | All Other Current Liabilities   | \$ -                        | \$ -  |
| 1-19                | <b>TOTAL CURRENT LIABILITIES</b>  | \$ -               | \$ -  | <b>TOTAL CURRENT LIABILITIES</b>  | \$ 12,485                   | \$ -  |
| 1-20                | All Other Liabilities [specify...]  | \$ -               | \$ -  | Proprietary Debt Outstanding (from Part 4-4)  | \$ -                        | \$ -  |
| 1-21                |   | \$ -               | \$ -  | Other Liabilities [specify...]:   | \$ -                        | \$ -  |
| 1-22                |   | \$ -               | \$ -  |   | \$ -                        | \$ -  |
| 1-23                |   | \$ -               | \$ -  |   | \$ -                        | \$ -  |
| 1-24                |   | \$ -               | \$ -  |   | \$ -                        | \$ -  |
| 1-25                |   | \$ -               | \$ -  |   | \$ -                        | \$ -  |
| 1-26                |   | \$ -               | \$ -  |   | \$ -                        | \$ -  |
| 1-27                |   | \$ -               | \$ -  |   | \$ -                        | \$ -  |
| 1-28                | (add lines 1-19 through 1-27) <b>TOTAL LIABILITIES</b>  | \$ -               | \$ -  | (add lines 1-19 through 1-27) <b>TOTAL LIABILITIES</b>  | \$ 12,485                   | \$ -  |
| 1-29                | <b>TOTAL DEFERRED INFLOWS OF RESOURCES</b>  | \$ -               | \$ -  | <b>TOTAL DEFERRED INFLOWS OF RESOURCES</b>  | \$ 52,915                   | \$ -  |
| <b>Fund Balance</b> |   |                    |       | <b>Net Position</b>   |                             |       |
| 1-30                | Nonspendable Prepaid  | \$ -               | \$ -  | Net Investment in Capital Assets  | \$ 2,487,888                | \$ -  |
| 1-31                | Nonspendable Inventory  | \$ -               | \$ -  |   |                             |       |
| 1-32                | Restricted [specify...]   | \$ -               | \$ -  | Emergency Reserves  | \$ 5,637                    | \$ -  |
| 1-33                | Committed [specify...]  | \$ -               | \$ -  | Other Designations/Reserves   | \$ -                        | \$ -  |
| 1-34                | Assigned [specify...]   | \$ -               | \$ -  | Restricted  | \$ -                        | \$ -  |
| 1-35                | Unassigned:   | \$ -               | \$ -  | Undesignated/Unreserved/Unrestricted  | \$ -                        | \$ -  |
| 1-36                | Add lines 1-30 through 1-35<br>This total should be the same as line 3-33<br><b>TOTAL FUND BALANCE</b>                                      | \$ -               | \$ -  | Add lines 1-30 through 1-35<br>This total should be the same as line 3-33<br><b>TOTAL NET POSITION</b>                                      | \$ 2,493,525                | \$ -  |
| 1-37                | Add lines 1-28, 1-29 and 1-36<br>This total should be the same as line 1-13<br><b>TOTAL LIABILITIES, DEFERRED INFLOWS, AND FUND BALANCE</b> | \$ -               | \$ -  | Add lines 1-28, 1-29 and 1-36<br>This total should be the same as line 1-13<br><b>TOTAL LIABILITIES, DEFERRED INFLOWS, AND NET POSITION</b> | \$ 2,558,925                | \$ -  |

Please use this space to provide explanation of any items on this page

**PART 2 - FINANCIAL STATEMENTS - OPERATING STATEMENT - REVENUES**

| Line #                         | Description   | Governmental Funds |       | Description   | Proprietary/Fiduciary Funds |       |                     |  |  |
|--------------------------------|---|--------------------|-------|---|-----------------------------|-------|---------------------|--|--|
|                                |   | Fund*              | Fund* |   | Enterprise                  | Fund* |                     |  |  |
| <b>Tax Revenue</b>             |   |                    |       | <b>Tax Revenue</b>  |                             |       |                     | Please use this space to provide explanation of any items on this page |  |
| 2-1                            | Property [include mills levied in Question 10-6]                      | \$ -               | \$ -  | Property [include mills levied in Question 10-6]                      | \$ 54,995                   | \$ -  |                     |  |  |
| 2-2                            | Specific Ownership  | \$ -               | \$ -  | Specific Ownership  | \$ 4,209                    | \$ -  |                     |  |  |
| 2-3                            | Sales and Use Tax   | \$ -               | \$ -  | Sales and Use Tax   | \$ -                        | \$ -  |                     |  |  |
| 2-4                            | Other Tax Revenue [specify...]:                                       | \$ -               | \$ -  | Other Tax Revenue [specify...]:                                       | \$ -                        | \$ -  |                     |  |  |
| 2-5                            |   | \$ -               | \$ -  |   | \$ -                        | \$ -  |                     |  |  |
| 2-6                            |   | \$ -               | \$ -  |   | \$ -                        | \$ -  |                     |  |  |
| 2-7                            |   | \$ -               | \$ -  |   | \$ -                        | \$ -  |                     |  |  |
| 2-8                            | Add lines 2-1 through 2-7<br>TOTAL TAX REVENUE                        | \$ -               | \$ -  | Add lines 2-1 through 2-7<br>TOTAL TAX REVENUE                        | \$ 59,204                   | \$ -  |                     |  |  |
| 2-9                            | Licenses and Permits  | \$ -               | \$ -  | Licenses and Permits  | \$ -                        | \$ -  |                     |  |  |
| 2-10                           | Highway Users Tax Funds (HUTF)  | \$ -               | \$ -  | Highway Users Tax Funds (HUTF)  | \$ -                        | \$ -  |                     |  |  |
| 2-11                           | Conservation Trust Funds (Lottery)                                    | \$ -               | \$ -  | Conservation Trust Funds (Lottery)                                    | \$ -                        | \$ -  |                     |  |  |
| 2-12                           | Community Development Block Grant                                     | \$ -               | \$ -  | Community Development Block Grant                                     | \$ -                        | \$ -  |                     |  |  |
| 2-13                           | Fire & Police Pension   | \$ -               | \$ -  | Fire & Police Pension   | \$ -                        | \$ -  |                     |  |  |
| 2-14                           | Grants  | \$ -               | \$ -  | Grants  | \$ -                        | \$ -  |                     |  |  |
| 2-15                           | Donations   | \$ -               | \$ -  | Donations   | \$ -                        | \$ -  |                     |  |  |
| 2-16                           | Charges for Sales and Services  | \$ -               | \$ -  | Charges for Sales and Services  | \$ 291,519                  | \$ -  |                     |  |  |
| 2-17                           | Rental Income   | \$ -               | \$ -  | Rental Income   | \$ -                        | \$ -  |                     |  |  |
| 2-18                           | Fines and Forfeits  | \$ -               | \$ -  | Fines and Forfeits  | \$ -                        | \$ -  |                     |  |  |
| 2-19                           | Interest/Investment Income  | \$ -               | \$ -  | Interest/Investment Income  | \$ 21,740                   | \$ -  |                     |  |  |
| 2-20                           | Tap Fees  | \$ -               | \$ -  | Tap Fees  | \$ -                        | \$ -  |                     |  |  |
| 2-21                           | Proceeds from Sale of Capital Assets                                  | \$ -               | \$ -  | Proceeds from Sale of Capital Assets                                  | \$ -                        | \$ -  |                     |  |  |
| 2-22                           | All Other [specify...]:   | \$ -               | \$ -  | All Other [specify...]:   | \$ -                        | \$ -  |                     |  |  |
| 2-23                           |   | \$ -               | \$ -  |   | \$ -                        | \$ -  |                     |  |  |
| 2-24                           | Add lines 2-8 through 2-23<br>TOTAL REVENUES                          | \$ -               | \$ -  | Add lines 2-8 through 2-23<br>TOTAL REVENUES                          | \$ 372,462                  | \$ -  |                     |  |  |
| <b>Other Financing Sources</b> |   |                    |       | <b>Other Financing Sources</b>  |                             |       |                     |  |  |
| 2-25                           | Debt Proceeds   | \$ -               | \$ -  | Debt Proceeds   | \$ -                        | \$ -  |                     |  |  |
| 2-26                           | Developer Advances  | \$ -               | \$ -  | Developer Advances  | \$ -                        | \$ -  |                     |  |  |
| 2-27                           | Other [specify...]:   | \$ -               | \$ -  | Other [specify...]:   | \$ -                        | \$ -  |                     |  |  |
| 2-28                           | Add lines 2-25 through 2-27<br>TOTAL OTHER FINANCING SOURCES          | \$ -               | \$ -  | Add lines 2-25 through 2-27<br>TOTAL OTHER FINANCING SOURCES          | \$ -                        | \$ -  |                     |  |  |
| 2-29                           | Add lines 2-24 and 2-28<br>TOTAL REVENUES AND OTHER FINANCING SOURCES | \$ -               | \$ -  | Add lines 2-24 and 2-28<br>TOTAL REVENUES AND OTHER FINANCING SOURCES | \$ 372,462                  | \$ -  |                     |  |  |
|                                |   |                    |       |   |                             |       | <b>GRAND TOTALS</b> | \$ 372,462   |  |

**IF GRAND TOTAL REVENUES AND OTHER FINANCING SOURCES for all funds (Line 2-29) are GREATER than \$750,000 - STOP. You may not use this form. An audit may be required. See Section 29-1-604, C.R.S., or contact the OSA Local Government Division at (303) 869-3000 for assistance.**

**PART 3 - FINANCIAL STATEMENTS - OPERATING STATEMENT - EXPENDITURES/EXPENSES**

| Line # | Description  | Governmental Funds |       | Description  | Proprietary/Fiduciary Funds |       | Please use this space to provide explanation of any items on this page |
|--------|--|--------------------|-------|--|-----------------------------|-------|--|
|        |  | Fund*              | Fund* |  | Enterprise                  | Fund* |  |
|        | <b>Expenditures</b>  |                    |       | <b>Expenses</b>  |                             |       |  |
| 3-1    | General Government   | \$ -               | \$ -  | General Operating & Administrative   | \$ 2,738                    | \$ -  |  |
| 3-2    | Judicial   | \$ -               | \$ -  | Salaries   | \$ 3,000                    | \$ -  |  |
| 3-3    | Law Enforcement  | \$ -               | \$ -  | Payroll Taxes  | \$ 237                      | \$ -  |  |
| 3-4    | Fire   | \$ -               | \$ -  | Contract Services  | \$ 8,540                    | \$ -  |  |
| 3-5    | Highways & Streets   | \$ -               | \$ -  | Employee Benefits  | \$ -                        | \$ -  |  |
| 3-6    | Solid Waste  | \$ -               | \$ -  | Insurance  | \$ 2,506                    | \$ -  |  |
| 3-7    | Contributions to Fire & Police Pension Assoc.  | \$ -               | \$ -  | Accounting and Legal Fees  | \$ 47,941                   | \$ -  |  |
| 3-8    | Health   | \$ -               | \$ -  | Repair and Maintenance   | \$ 8,707                    | \$ -  |  |
| 3-9    | Culture and Recreation   | \$ -               | \$ -  | Supplies   | \$ 1,337                    | \$ -  |  |
| 3-10   | Transfers to other districts   | \$ -               | \$ -  | Utilities  | \$ -                        | \$ -  |  |
| 3-11   | Other [specify...]:  | \$ -               | \$ -  | Contributions to Fire & Police Pension Assoc.  | \$ -                        | \$ -  |  |
| 3-12   |  | \$ -               | \$ -  | Other [specify...]   | \$ 15,052                   | \$ -  |  |
| 3-13   |  | \$ -               | \$ -  |  | \$ 825                      | \$ -  |  |
| 3-14   | Capital Outlay   | \$ -               | \$ -  | Capital Outlay   | \$ -                        | \$ -  |  |
|        | Debt Service   |                    |       | Debt Service   |                             |       |  |
| 3-15   | Principal  | \$ -               | \$ -  | Principal  | \$ -                        | \$ -  |  |
| 3-16   | Interest   | \$ -               | \$ -  | Interest   | \$ -                        | \$ -  |  |
| 3-17   | Bond Issuance Costs  | \$ -               | \$ -  | Bond Issuance Costs  | \$ -                        | \$ -  |  |
| 3-18   | Developer Principal Repayments   | \$ -               | \$ -  | Developer Principal Repayments   | \$ -                        | \$ -  |  |
| 3-19   | Developer Interest Repayments  | \$ -               | \$ -  | Developer Interest Repayments  | \$ -                        | \$ -  |  |
| 3-20   | All Other [specify...]:  | \$ -               | \$ -  | All Other [specify...]: Management   | \$ 6,095                    | \$ -  |  |
| 3-21   |  | \$ -               | \$ -  | Sewer Treatment Charges  | \$ 169,706                  | \$ -  |  |
| 3-22   | Add lines 3-1 through 3-21<br><b>TOTAL EXPENDITURES</b>  | \$ -               | \$ -  | Add lines 3-1 through 3-21<br><b>TOTAL EXPENSES</b>  | \$ 266,684                  | \$ -  | <b>GRAND TOTAL</b>   |
| 3-23   | Interfund Transfers (In)   | \$ -               | \$ -  | Net Interfund Transfers (In) Out   | \$ -                        | \$ -  | \$ 266,684   |
| 3-24   | Interfund Transfers Out  | \$ -               | \$ -  | Other [specify...](enter negative for expense)   | \$ -                        | \$ -  |  |
| 3-25   | Other Expenditures (Revenues):   | \$ -               | \$ -  | Depreciation   | \$ 15,744                   | \$ -  |  |
| 3-26   |  | \$ -               | \$ -  | Other Financing Sources (Uses) (from line 2-28)  | \$ -                        | \$ -  |  |
| 3-27   |  | \$ -               | \$ -  | Capital Outlay (from line 3-14)  | \$ -                        | \$ -  |  |
| 3-28   |  | \$ -               | \$ -  | Debt Principal (from line 3-15, 3-18)  | \$ -                        | \$ -  |  |
| 3-29   | (Add lines 3-23 through 3-28)<br><b>TOTAL TRANSFERS AND OTHER EXPENDITURES</b>   | \$ -               | \$ -  | (Line 3-26, plus line 3-27, less line 3-24, less line 3-25)<br><b>TOTAL GAAP RECONCILING ITEMS</b>                   | \$ (15,744)                 | \$ -  |  |
| 3-30   | Excess (Deficiency) of Revenues and Other Financing Sources Over (Under) Expenditures<br>Line 2-29, less line 3-22, plus line 3-29 | \$ -               | \$ -  | Net Increase (Decrease) in Net Position<br>Line 2-29, less line 3-22, plus line 3-29, plus line 3-23, less line 3-24 | \$ 90,034                   | \$ -  |  |
| 3-31   | Fund Balance, January 1 from December 31 prior year report   | \$ -               | \$ -  | Net Position, January 1 from December 31 prior year report   | \$ 2,403,491                | \$ -  |  |
| 3-32   | Prior Period Adjustment (MUST explain)   | \$ -               | \$ -  | Prior Period Adjustment (MUST explain)   | \$ -                        | \$ -  |  |
| 3-33   | Fund Balance, December 31<br>Sum of Line 3-30, 3-31, and 3-32<br>This total should be the same as line 1-36.                       | \$ -               | \$ -  | Net Position, December 31<br>Line 3-30 plus line 3-31<br>This total should be the same as line 1-36.                 | \$ 2,493,525                | \$ -  |  |

**IF GRAND TOTAL EXPENDITURES for all funds (Line 3-22) are GREATER than \$750,000 - STOP. You may not use this form. An audit may be required. See Section 29-1-604, C.R.S., or contact the OSA Local Government Division at (303) 869-3000 for assistance.**

## PART 4 - DEBT OUTSTANDING, ISSUED, AND RETIRED

Please answer the following questions by marking the appropriate boxes.

YES                      NO

Please use this space to provide any explanations or comments:

- 4-1 Does the entity have outstanding debt?  YES                       NO
- 4-2 Is the debt repayment schedule attached? If no, MUST explain:  YES                       NO
- 4-3 Is the entity current in its debt service payments? If no, MUST explain:  YES                       NO

4-4 Please complete the following debt schedule, if applicable: (please only include principal amounts)

|                          | Outstanding at beginning of year* | Issued during year | Retired during year | Outstanding at year-end |
|--------------------------|-----------------------------------|--------------------|---------------------|-------------------------|
| General obligation bonds | \$ -                              | \$ -               | \$ -                | \$ -                    |
| Revenue bonds            | \$ -                              | \$ -               | \$ -                | \$ -                    |
| Notes/Loans              | \$ -                              | \$ -               | \$ -                | \$ -                    |
| Leases                   | \$ -                              | \$ -               | \$ -                | \$ -                    |
| Developer Advances       | \$ -                              | \$ -               | \$ -                | \$ -                    |
| Other (specify):         | \$ -                              | \$ -               | \$ -                | \$ -                    |
| TOTAL                    | \$ -                              | \$ -               | \$ -                | \$ -                    |

\*must agree to prior year ending balance

- Please answer the following questions by marking the appropriate boxes.
- 4-5 Does the entity have any authorized, but unissued, debt?  YES                       NO  
 How much? \$ -  
 If yes: Date the debt was authorized: \_\_\_\_\_
- 4-6 Does the entity intend to issue debt within the next calendar year?  YES                       NO  
 How much? \$ -
- 4-7 Does the entity have debt that has been refinanced that it is still responsible for?  YES                       NO  
 If yes: What is the amount outstanding? \$ -
- 4-8 Does the entity have any lease agreements?  YES                       NO  
 If yes: What is being leased? \_\_\_\_\_  
 What is the original date of the lease? \_\_\_\_\_  
 Number of years of lease? \_\_\_\_\_  
 Is the lease subject to annual appropriation?  YES                       NO  
 What are the annual lease payments? \$ -

## PART 5 - CASH AND INVESTMENTS

Please provide the entity's cash deposit and investment balances.

AMOUNT                      TOTAL

Please use this space to provide any explanations or comments:

|  |   |              |                     |
|--|---|--------------|---------------------|
| 5-1  | YEAR-END Total of ALL Checking and Savings accounts | \$ 189,816   |                     |
| 5-2  | Certificates of deposit                             | \$ -         |                     |
| <b>TOTAL CASH DEPOSITS</b>   |   |              | <b>\$ 189,816</b>   |
| <b>Investments (if investment is a mutual fund, please list underlying investments):</b> |   |              |                     |
| 5-3  | Wells Fargo Money Market & ColoTrust                | \$ 1,447,934 |                     |
|  | Federal Farm Credit & Federal Home Loan             | \$ 424,849   |                     |
|  | Market Value Adjustments                            | \$ 4,455     |                     |
|  |   | \$ -         |                     |
| <b>TOTAL INVESTMENTS</b>   |   |              | <b>\$ 1,877,238</b> |
| <b>TOTAL CASH AND INVESTMENTS</b>  |   |              | <b>\$ 2,067,054</b> |

- Please answer the following question by marking in the appropriate box
- 5-4 Are the entity's investments legal in accordance with Section 24-75-601, et. seq., C.R.S.?  YES                       NO                       N/A
- 5-5 Are the entity's deposits in an eligible (Public Deposit Protection Act) public depository (Section 11-10.5-101, et seq. C.R.S.)? If no, MUST explain:  YES                       NO                       N/A

## PART 6 - CAPITAL ASSETS

Please answer the following question by marking in the appropriate box YES      NO Please use this space to provide any explanations or comments:

- 6-1 Does the entity have capitalized assets?  YES       NO
- 6-2 Has the entity performed an annual inventory of capital assets in accordance with Section 29-1-506, C.R.S.? If no, MUST explain:  YES       NO

| 6-3 Complete the following Capital Assets table for GOVERNMENTAL FUNDS: | Balance - beginning of the year* | Additions   | Deletions   | Year-End Balance |
|---|----------------------------------|-------------|-------------|------------------|
| Land  | \$ -                             | \$ -        | \$ -        | \$ -             |
| Buildings   | \$ -                             | \$ -        | \$ -        | \$ -             |
| Machinery and equipment   | \$ -                             | \$ -        | \$ -        | \$ -             |
| Furniture and fixtures  | \$ -                             | \$ -        | \$ -        | \$ -             |
| Infrastructure  | \$ -                             | \$ -        | \$ -        | \$ -             |
| Construction In Progress (CIP)  | \$ -                             | \$ -        | \$ -        | \$ -             |
| Other (explain):  | \$ -                             | \$ -        | \$ -        | \$ -             |
| Accumulated Depreciation (Enter a negative, or credit, balance)         | \$ -                             | \$ -        | \$ -        | \$ -             |
| <b>TOTAL</b>  | <b>\$ -</b>                      | <b>\$ -</b> | <b>\$ -</b> | <b>\$ -</b>      |

| 6-4 Complete the following Capital Assets table for PROPRIETARY FUNDS: | Balance - beginning of the year* | Additions          | Deletions   | Year-End Balance  |
|--|----------------------------------|--------------------|-------------|-------------------|
| Land   | \$ -                             | \$ -               | \$ -        | \$ -              |
| Buildings  | \$ -                             | \$ -               | \$ -        | \$ -              |
| Machinery and equipment  | \$ -                             | \$ -               | \$ -        | \$ -              |
| Furniture and fixtures   | \$ -                             | \$ -               | \$ -        | \$ -              |
| Infrastructure   | \$ 1,071,091                     | \$ 2,475           | \$ -        | \$ 1,073,566      |
| Construction In Progress (CIP)   | \$ -                             | \$ -               | \$ -        | \$ -              |
| Other (explain):   | \$ -                             | \$ -               | \$ -        | \$ -              |
| Accumulated Depreciation (Enter a negative, or credit, balance)        | \$ (628,135)                     | \$ (15,744)        | \$ -        | \$ (643,879)      |
| <b>TOTAL</b>   | <b>\$ 442,956</b>                | <b>\$ (13,269)</b> | <b>\$ -</b> | <b>\$ 429,687</b> |

\*must agree to prior year ending balance

## PART 7 - PENSION INFORMATION

Please answer the following question by marking in the appropriate box YES      NO Please use this space to provide any explanations or comments:

- 7-1 Does the entity have an "old hire" firemen's pension plan?  YES       NO
- 7-2 Does the entity have a volunteer firemen's pension plan?  YES       NO

If yes: Who administers the plan?

Indicate the contributions from:

|   |             |
|---|-------------|
| Tax (property, SO, sales, etc.):  | \$ -        |
| State contribution amount:  | \$ -        |
| Other (gifts, donations, etc.):   | \$ -        |
| <b>TOTAL</b>  | <b>\$ -</b> |
| What is the monthly benefit paid for 20 years of service per retiree as of Jan 1? | \$ -        |

**PART 8 - BUDGET INFORMATION**

| Please answer the following question by marking in the appropriate box          |  | YES                                 | NO                       | N/A                      | Please use this space to provide any explanations or comments: |
|---|--|-------------------------------------|--------------------------|--------------------------|--|
| 8-1   | Did the entity file a current year budget with the Department of Local Affairs, in accordance with Section 29-1-113 C.R.S.? If no, MUST explain: | <input checked="" type="checkbox"/> | <input type="checkbox"/> | <input type="checkbox"/> |  |
| 8-2   | Did the entity pass an appropriations resolution in accordance with Section 29-1-108 C.R.S.? If no, MUST explain:                                | <input checked="" type="checkbox"/> | <input type="checkbox"/> | <input type="checkbox"/> |  |
| If yes: Please indicate the amount budgeted for each fund for the year reported |  |                                     |                          |                          |  |
| Fund Name   |  | Budgeted Expenditures/Expenses      |                          |                          |  |
| Enterprise  |  | \$                                  | 507,994                  |                          |  |
|   |  | \$                                  | -                        |                          |  |
|   |  | \$                                  | -                        |                          |  |
|   |  | \$                                  | -                        |                          |  |

**PART 9 - TAX PAYER'S BILL OF RIGHTS (TABOR)**

| Please answer the following question by marking in the appropriate box |  | YES                                 | NO                       | Please use this space to provide any explanations or comments: |
|--|--|-------------------------------------|--------------------------|--|
| 9-1  | Is the entity in compliance with all the provisions of TABOR [State Constitution, Article X, Section 20(5)]? Note: An election to exempt the government from the spending limitations of TABOR does not exempt the | <input checked="" type="checkbox"/> | <input type="checkbox"/> |  |

**PART 10 - GENERAL INFORMATION**

| Please answer the following question by marking in the appropriate box                                 |  | YES                                 | NO                                  | Please use this space to provide any explanations or comments: |
|--|--|-------------------------------------|-------------------------------------|--|
| 10-1   | Is this application for a newly formed governmental entity?                    | <input type="checkbox"/>            | <input checked="" type="checkbox"/> |  |
| If yes: Date of formation: <input type="text"/>  |  |                                     |                                     |  |
| 10-2   | Has the entity changed its name in the past or current year?                   | <input type="checkbox"/>            | <input checked="" type="checkbox"/> |  |
| If Yes: NEW name <input type="text"/>  |  |                                     |                                     |  |
| PRIOR name <input type="text"/>  |  |                                     |                                     |  |
| 10-3   | Is the entity a metropolitan district?   | <input type="checkbox"/>            | <input checked="" type="checkbox"/> |  |
| 10-4   | Please indicate what services the entity provides: <input type="text"/>        |                                     |                                     |  |
| 10-5   | Does the entity have an agreement with another government to provide services? | <input checked="" type="checkbox"/> | <input type="checkbox"/>            |  |
| If yes: List the name of the other governmental entity and the services provided: <input type="text"/> |  |                                     |                                     |  |
| 10-6   | Does the entity have a certified mill levy?                                    | <input checked="" type="checkbox"/> | <input type="checkbox"/>            |  |
| If yes: Please provide the number of mills levied for the year reported (do not enter \$ amounts):     |  |                                     |                                     |  |
|  | Bond Redemption mills  | 0.000                               |                                     |  |
|  | General/Other mills  | 1.806                               |                                     |  |
|  | <b>Total mills</b>   | <b>1.806</b>                        |                                     |  |

Please use this space to provide any additional explanations or comments not previously included:



## PART 12 - GOVERNING BODY APPROVAL

Please answer the following question by marking in the appropriate box

|   |                                 |                                |
|---|---------------------------------|--------------------------------|
| 12-1 If you plan to submit this form electronically, have you read the new Electronic Signature Policy? | YES<br><input type="checkbox"/> | NO<br><input type="checkbox"/> |
|---|---------------------------------|--------------------------------|

### Office of the State Auditor — Local Government Division - Exemption Form Electronic Signatures Policy and Procedures

#### Policy - Requirements

The Office of the State Auditor Local Government Audit Division may accept an electronic submission of an application for exemption from audit that includes governing board signatures obtained through a program such as DocuSign or Echosign. Required elements and safeguards are as follows:

- The preparer of the application is responsible for obtaining board signatures that comply with the requirement in Section 29-1-604 (3), C.R.S., that states the application shall be personally reviewed, approved, and signed by a majority of the members of the governing body.
- The application must be accompanied by the signature history document created by the electronic signature software. The signature history document must show when the document was created and when the document was emailed to the various parties, and include the dates the individual board members signed the document. The signature history must also show the individuals' email addresses and IP address.
- Office of the State Auditor staff will not coordinate obtaining signatures.

The application for exemption from audit form created by our office includes a section for governing body approval. Local governing boards note their approval and submit the application through one of the following three methods:

- 1) Submit the application in hard copy via the US Mail including original signatures.
- 2) Submit the application electronically via email and either,
  - a. include a copy of an adopted resolution that documents formal approval by the Board, or
  - b. include electronic signatures obtained through a software program such as DocuSign or Echosign in accordance with the requirements noted above.

Below is the certification and approval of the governing body. By signing, each individual member is certifying they are a duly elected or appointed officer of the local government. Governing members may be verified. Also by signing, the individual member certifies that this Application for Exemption from Audit has been prepared consistent with Section 29-1-604, C.R.S., which states that a governmental agency with revenue and expenditures of \$750,000 or less must have an application prepared by an independent accountant with knowledge of governmental accounting; completed to the best of their knowledge and is accurate and true. Use additional pages if needed.

Print the names of ALL members of the governing body below.

A MAJORITY of the members of the governing body must complete and sign in the column below.

|   | Full Name      | A MAJORITY of the members of the governing body must complete and sign in the column below.  |
|---|----------------|--|
| 1 | Walt Radovich  | I, _____, attest that I am a duly elected or appointed board member, and that I have personally reviewed and approve this application for exemption from audit.<br>Signed <u>Walt Radovich</u> Date: <u>3/16/2021</u><br>My term Expires: <u>5/2022</u>  |
| 2 | James Freeman  | I, _____, attest that I am a duly elected or appointed board member, and that I have personally reviewed and approve this application for exemption from audit.<br>Signed <u>James Freeman</u> Date: <u>3/16/2021</u><br>My term Expires: <u>5/2023</u>  |
| 3 | Thomas Carrol  | I, _____, attest that I am a duly elected or appointed board member, and that I have personally reviewed and approve this application for exemption from audit.<br>Signed _____ Date: <u>3/16/2021</u><br>My term Expires: <u>5/2023</u>                 |
| 4 | Joseph Simmons | I, _____, attest that I am a duly elected or appointed board member, and that I have personally reviewed and approve this application for exemption from audit.<br>Signed <u>Joseph Simmons</u> Date: <u>3/16/2021</u><br>My term Expires: <u>5/2023</u> |
| 5 | Full Name      | I, _____, attest that I am a duly elected or appointed board member, and that I have personally reviewed and approve this application for exemption from audit.<br>Signed _____ Date: _____<br>My term Expires: _____                                    |
| 6 | Full Name      | I, _____, attest that I am a duly elected or appointed board member, and that I have personally reviewed and approve this application for exemption from audit.<br>Signed _____ Date: _____<br>My term Expires: _____                                    |
| 7 | James Freeman  | I, _____, attest that I am a duly elected or appointed board member, and that I have personally reviewed and approve this application for exemption from audit.<br>Signed _____ Date: _____<br>My term Expires: _____                                    |












# 2020 BBC Application for Exemption from Audit


Final Audit Report


2021-04-17


|                 |  |
|-----------------|--|
| Created:        | 2021-04-14                                     |
| By:             | Darcy Beard (darcybeardcpa@comcast.net)        |
| Status:         | Signed   |
| Transaction ID: | CBJCHBCAABAABAAK1OvjKOu5Bx-NaVoGNdnst1kdN2Dhw9 |

## "2020 BBC Application for Exemption from Audit" History

-  Document created by Darcy Beard (darcybeardcpa@comcast.net)  
2021-04-14 - 8:16:04 PM GMT- IP address: 96.69.158.177
-  Document emailed to Kyle Beard (kbeard27@gmail.com) for signature  
2021-04-14 - 8:19:24 PM GMT
-  Email viewed by Kyle Beard (kbeard27@gmail.com)  
2021-04-14 - 9:30:49 PM GMT- IP address: 66.102.6.156
-  Document e-signed by Kyle Beard (kbeard27@gmail.com)  
Signature Date: 2021-04-14 - 9:31:15 PM GMT - Time Source: server- IP address: 73.95.61.117
-  Document emailed to Walt radovich (waltradovich@hotmail.com) for signature  
2021-04-14 - 9:31:17 PM GMT
-  Email viewed by Walt radovich (waltradovich@hotmail.com)  
2021-04-15 - 0:20:09 AM GMT- IP address: 107.77.228.135
-  Document e-signed by Walt radovich (waltradovich@hotmail.com)  
Signature Date: 2021-04-15 - 0:21:09 AM GMT - Time Source: server- IP address: 107.77.228.135
-  Document emailed to James Freeman (jpfreem@q.com) for signature  
2021-04-15 - 0:21:11 AM GMT
-  Email viewed by James Freeman (jpfreem@q.com)  
2021-04-15 - 2:48:13 PM GMT- IP address: 184.96.197.117
-  Document e-signed by James Freeman (jpfreem@q.com)  
Signature Date: 2021-04-15 - 9:16:44 PM GMT - Time Source: server- IP address: 184.96.197.117
-  Document emailed to Joseph P. Simmons (josephsimmons@comcast.net) for signature  
2021-04-15 - 9:16:46 PM GMT

 Email viewed by Joseph P. Simmons (josephpsimmons@comcast.net)  
2021-04-17 - 0:48:23 AM GMT- IP address: 98.245.86.172

 Document e-signed by Joseph P. Simmons (josephpsimmons@comcast.net)  
Signature Date: 2021-04-17 - 0:50:18 AM GMT - Time Source: server- IP address: 98.245.86.172

 Agreement completed.  
2021-04-17 - 0:50:18 AM GMT